sotto

Find your ring size

Printed at 100% (actual size), not "fit to page".

1 Measure your finger with the sizer below

1. Cut along all the dashed lines, the slit too. Easiest: fold the strip across the slit and snip.
2. Wrap it around your index finger, over the middle knuckle, numbers facing out.
3. Push the pointed end through the slit and pull until it's snug, not tight.
4. **Your US size is the box at the slit.**

✂ cut along the dashed line

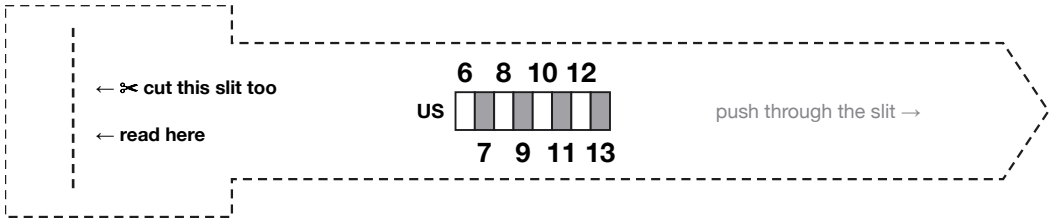

a spare, in case the slit tears

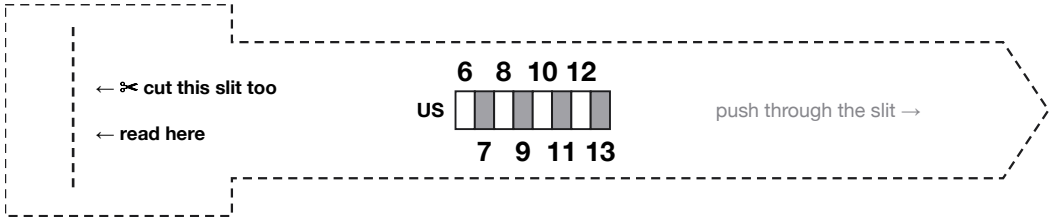

2 Got a ring that fits? check with it too

Lay it on the circles. Your size is the circle that just fills the inside of the ring, its line still showing.

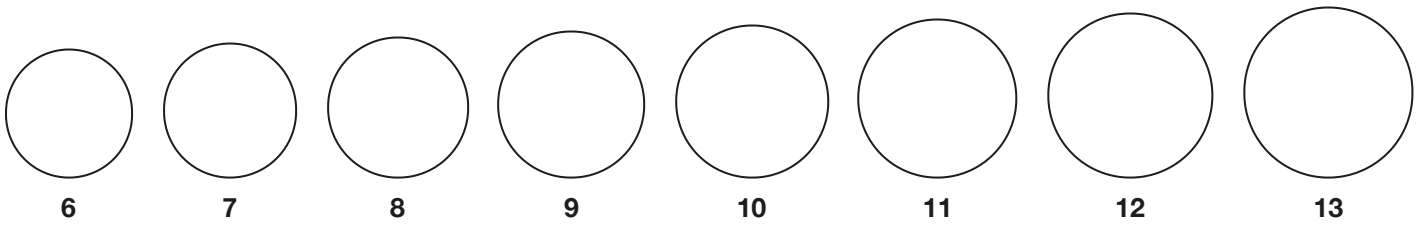

Between two sizes? Take the bigger one: the ring has to slide over your knuckle. **Cold hands?** Measure again later; fingers are smaller when cold.

Then choose your size at **sottoring.com/order**